

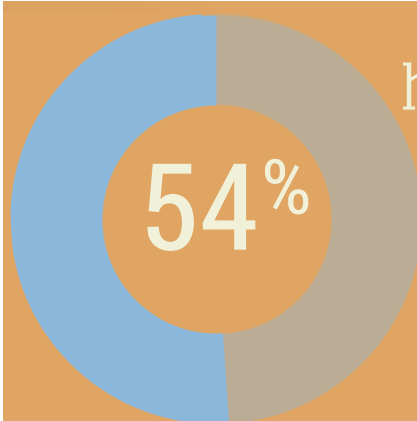
SM

SNAP

Participation


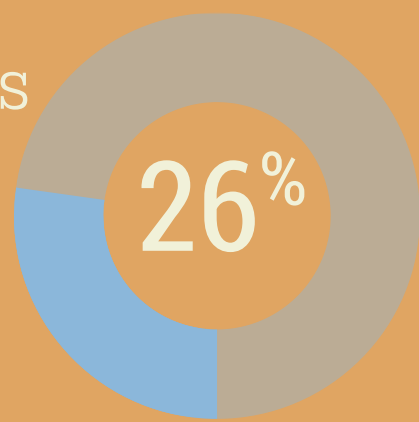


An estimated **248,078** households received food stamps.



households with children **under 18**

households with 1+ person **over 60**



Black **57%**
White **39%**
Hispanic **3%**



among states for SNAP participation with **876,500** individuals



61% of the **378,500** households with children under 18 are female-headed